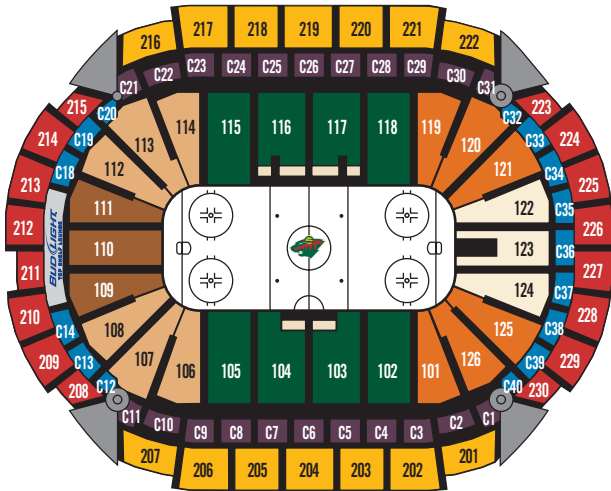




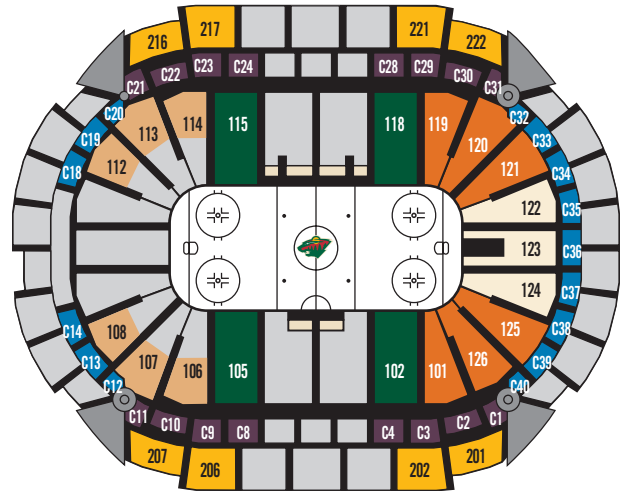
2017-2018 SEASON TICKET PRICING

FULL SEASON PLANS



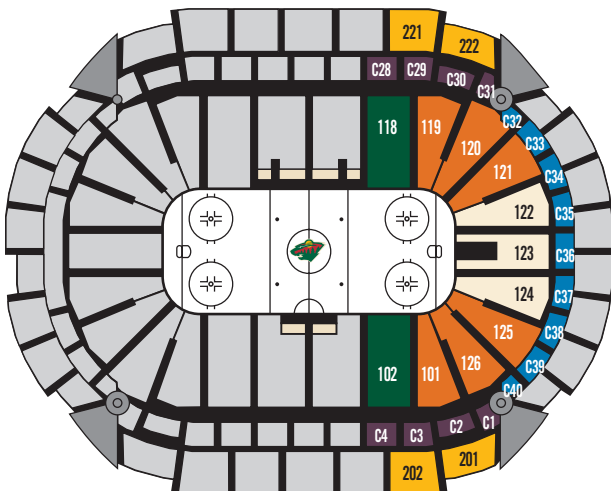
Seat Location	Price/Seat	Price/Season
Audi On-The-Glass	\$284.50	\$12,518.00
RBC Wealth Management Club Level Sides	\$110.00	\$4,840.00
RBC Wealth Management Club Level Ends	\$97.50	\$4,290.00
Lower Level Sides	\$110.00	\$4,840.00
Lower Level Corners, Double Attack	\$93.50	\$4,114.00
Lower Level Corners, Single Attack	\$85.50	\$3,762.00
Lower Level End, Double Attack	\$86.50	\$3,806.00
Lower Level End, Single Attack	\$79.50	\$3,498.00
Upper Level Sides	\$51.50	\$2,266.00
Upper Level Ends	\$26.50	\$1,166.00
Standing Room Only	\$66.50	\$2,926.00

HALF SEASON PLANS



Seat Location	Price/Seat	Price/Season
Audi On-The-Glass	\$294.50	\$6,479.00
RBC Wealth Management Club Level Sides	\$115.00	\$2,530.00
RBC Wealth Management Club Level Ends	\$102.50	\$2,255.00
Lower Level Sides	\$115.00	\$2,530.00
Lower Level Corners, Double Attack	\$98.50	\$2,167.00
Lower Level Corners, Single Attack	\$90.50	\$1,991.00
Lower Level End, Single Attack	\$84.50	\$1,859.00
Upper Level Sides	\$56.50	\$1,243.00

11-GAME PLANS



WEEKEND/RIVALRY PLAN

Seat Location	Price/Seat	Price/Season
RBC Wealth Management Club Level Sides	\$125.00	\$1,375.00
RBC Wealth Management Club Level Ends	\$112.50	\$1,237.50
Lower Level Sides	\$125.00	\$1,375.00
Lower Level Corners, Single Attack	\$100.50	\$1,105.50
Lower Level End, Single Attack	\$94.50	\$1,039.50
Upper Level Sides	\$66.50	\$731.50

WEEKDAY/EASTERN CONFERENCE PLAN

Seat Location	Price/Seat	Price/Season
RBC Wealth Management Club Level Sides	\$120.00	\$1,320.00
RBC Wealth Management Club Level Ends	\$107.50	\$1,182.50
Lower Level Sides	\$120.00	\$1,320.00
Lower Level Corners, Single Attack	\$95.50	\$1,050.50
Lower Level End, Single Attack	\$89.50	\$984.50
Upper Level Sides	\$61.50	\$676.50